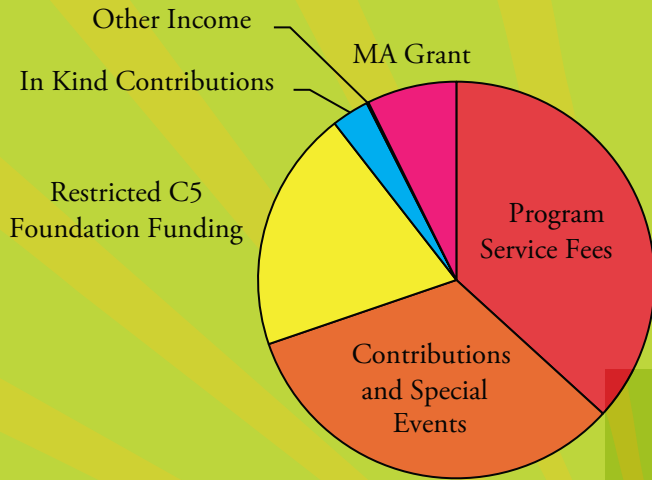
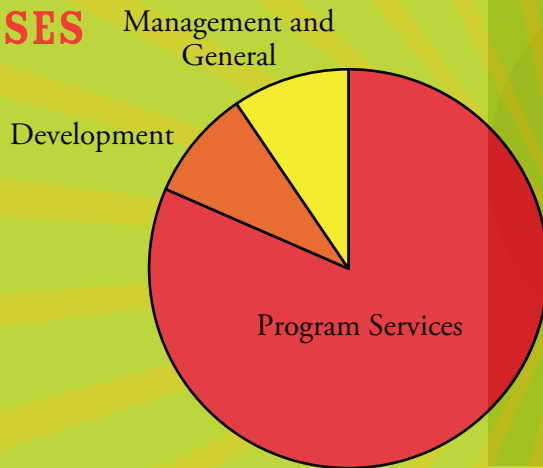


CROSSROADS FOR KIDS FINANCIAL SUMMARY FOR 2008

SOURCES OF INCOME



EXPENSES



STATEMENTS OF INCOME & EXPENSES FOR THE YEAR ENDED DECEMBER 31, 2008

SOURCES OF INCOME:

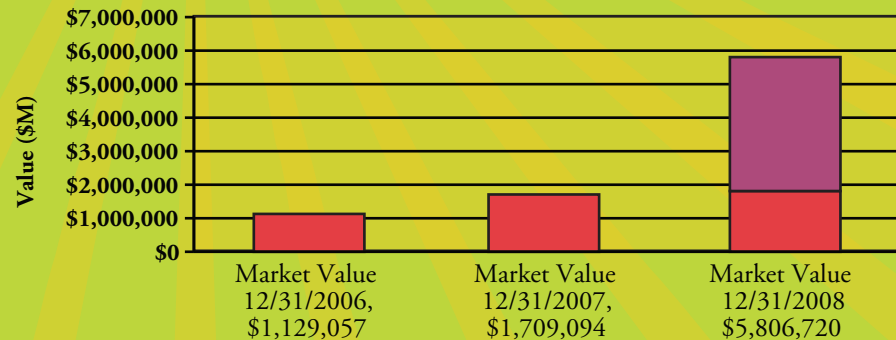
	2008 TOTAL	2008 %
Program Service Fees	\$ 1,130,376	36.1%
Contributions and Special Events	1,014,575	32.4%
Restricted C5 Foundation Funding	606,240	19.3%
In Kind Contributions	93,871	3.0%
Other Income	4,663	0.1%
MA Grant	225,000	7.2%
Investment Revenue	58,582	1.9%
TOTAL:	\$ 3,133,307	100.0%

EXPENSES:

Program Services	\$ 2,564,103	81.5%
Development	282,279	9.0%
Management and General	298,457	9.5%
TOTAL:	\$ 3,144,839	100.0%

Financial Footnote: The above information has been prepared by Crossroads for Kids management.

CROSSROADS FOR KIDS ENDOWMENT



MARKET VALUE

Nonrestricted Endowment = \$1,811,720,
Restricted C5 Endowment = \$3,995,000

█ Nonrestricted Endowment
█ Restricted C5 Monies